


SHIELDSCREEN EMI Shielded Air Filters

Ready-to-install SHIELDSCREEN filters incorporate highly effective, integral EMI frame gasketing of monel with an optional neoprene sponge weather seal. Filtering is provided by several layers of woven wire mesh behind a retaining grille. The mesh layers are nested in "hills and valleys" of decreasing height to separate layers and increase dust holding capacity (see Figures 1 and 2). The mesh filter may be used dry, or wet with viscous oil coating, which improves adhesion of dust particles to the filtering material.

SHIELDSCREEN frames are of the same EMI gasketed, extruded aluminum construction as SHIELD CELL aluminum honeycomb panels. Because they are complete assemblies, removal for periodic cleaning is simple. Dry filters are cleaned by vacuuming from the intake side (which can be accomplished in place), or in detergent solution. Oil impregnated filters require removal and cleaning in detergent solution. Re-oiling is required after cleaning with detergent. The standard,



inexpensive SHIELDSCREEN design 61-118 (Figure 1) requires the least space and includes installed fasteners. Typical alternative styles are shown in Figure 2, but more than a dozen others are available.

Ordering Procedure

Refer to Table 1 on page 167 for SHIELDSCREEN shielded air filter part numbers and dimensions. Chomerics also fabricates custom SHIELDSCREEN filters to meet specific dimensions. *Part numbers will be assigned by Chomerics.* A detailed drawing should be provided to Chomerics.

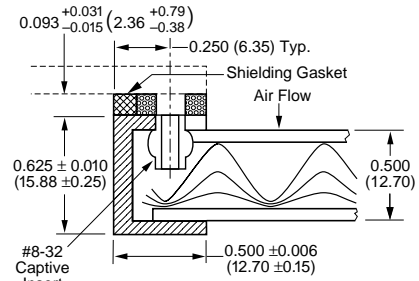


Figure 1 Standard Frame Design 61-118

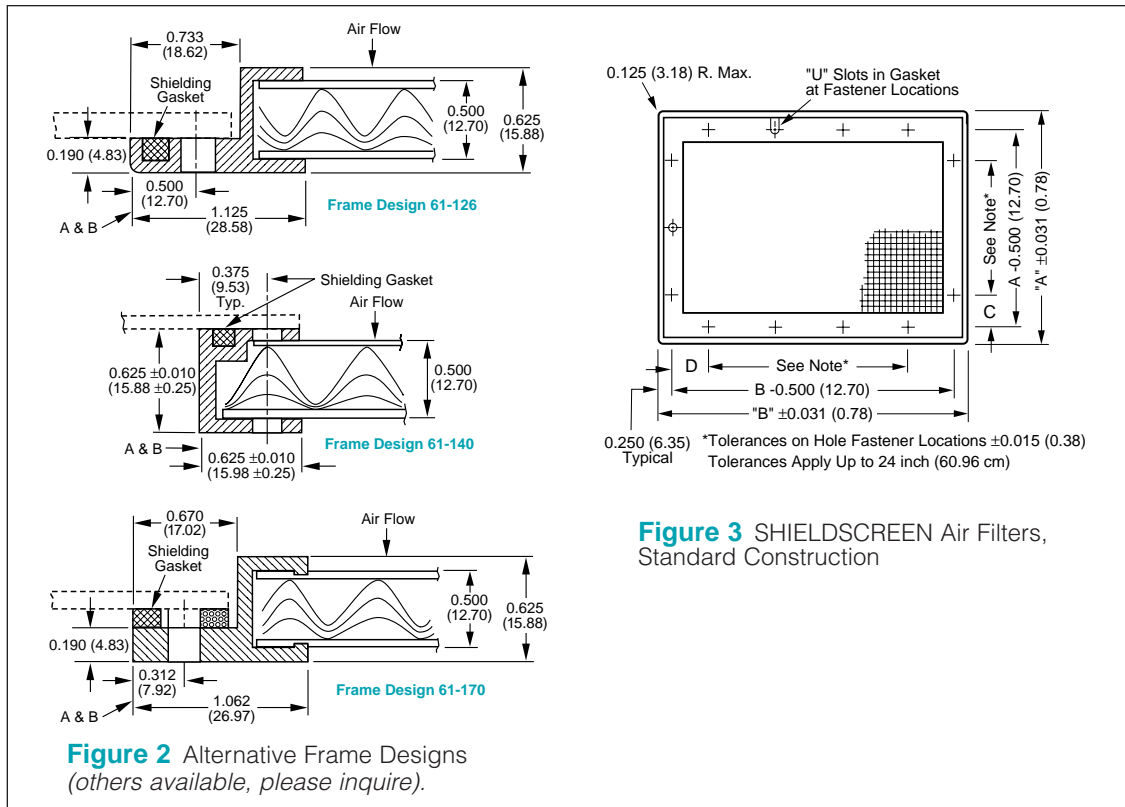


Figure 3 SHIELDSCREEN Air Filters, Standard Construction

(mm dimensions in parentheses)