


# MESH STRIP™ with Elastomer Core



## MESH STRIP with Elastomer Core

Standard MESH STRIP gasketing with elastomer core consists of two layers\* of wire mesh knitted around a rectangular or round core of neoprene or silicone. The knitted wire mesh provides the electrical conductivity for EMI/EMP shielding, and the core provides excellent compressibility with a high degree of resilience. Closing force is in the 50-100 psi (0.34-0.69 MPa) range.

Elastomer core MESH STRIP gasketing does not provide pressure sealing, but it does provide a seal against dust, rain, ventilating air and other limited environmental conditions.

The standard wire materials are monel (a nickel-copper alloy) and Ferrex\*\* (tin-plated, copper-clad steel). Other metals and alloys such as aluminum mesh are available. Monel is used most frequently due to its good aging properties, excellent tensile strength and spring-like qualities. Ferrex offers the best EMI shielding performance, especially in H-fields, but has limited corrosion resistance.

Standard core materials include neoprene sponge (MIL-R-6130,

Type II), hollow solid neoprene (MIL-R-6855, Class II), closed cell silicone sponge (AMS-3195) and solid silicone hollow tubing (ZZ-R-765, Class 2B).

In addition to the standard configurations listed, almost any elastomer core cross section can be produced, including UL 94V-0 rated core materials.

Also see *SPRINGMESH® gaskets, an all-metal spring wire hollow tube design with compression-deflection characteristics of 70-80%*.

### Ordering Procedure

Order by part numbers listed in Tables 2-6, and specify total length

required. Gasketing is normally supplied on spools in continuous lengths.

**Note:** Elastomer core MESH STRIP gasketing is not easily joined into single-piece gaskets. For this reason, gasketing should be factory fabricated to customer specifications.

**Fabricated Gaskets** – Specify materials by part numbers from Tables 2-6. Submit a sketch of the required gasket dimensions. If possible, include a brief description of the shielding/sealing application.

For additional design assistance, contact Chomerics' Applications Engineering Department.

*continued*

**Table 1 MESH STRIP with Elastomer Core Tolerances**

Rectangular Elastomer		
Up to 0.125 (3.18)	+0.031	(0.79)
	-0.015	(0.38)
Over 0.125 (3.18) to 0.375 (9.53)	±0.031	(0.79)
Over 0.375 (9.53) to 0.750 (19.05)	±0.062	(1.57)
Round Elastomer		
Up to 0.500 (12.70) dia.	±0.031	(0.79)
Over 0.500 (12.70) dia.	±0.047	(1.19)
Overall Width, Round Single-Fin		
Up to 1.00 (25.40)	±0.062	(1.57)
Over 1.00 (25.40)	±0.12	(3.05)

**Note:** These dimensions and tolerances refer to the elastomer core. Outside dimensions or diameters, including mesh covers, can be up to 0.031 in. (0.79 mm) greater.

\* See tables for exceptions.

\*\* Ferrex® is Chomerics' tin-plated, copper-clad steel wire per ASTM B-520. ASTM (QQ-W-343) tin-plate, 2-3% by weight; ASTM B-227 copper-cladding 30-40% by weight; SAE 1010 steel wire, balance by weight.

*Chomerics' "Quick-Cut" technology provides terminated custom lengths with non-fraying ends. Available for most cross sections shown here. Contact our Applications Engineering Department.*

(mm dimensions in parentheses)

Note: Contact Chomerics for part numbers of these sizes in aluminum.

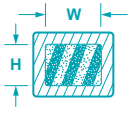


Table 2

RECTANGULAR CROSS SECTIONS/SPONGE CORE					
Height*	Width*	Part Number			
		Neoprene Sponge		Silicone Sponge	
		Monel	Ferrex	Monel	Ferrex
0.125 (3.18)	0.125 (3.18)	01-0401-1845	01-0404-1845	01-0501-0319	01-0504-0319
0.125 (3.18)	0.156 (3.96)	01-0401-1518	01-0404-1518	01-0501-0666	01-0504-0666
0.125 (3.18)	0.188 (4.78)	01-0401-1846	01-0404-1846	01-0501-1320	01-0504-1320
0.125 (3.81)	0.250 (6.35)	01-0401-1847	01-0404-1847	01-0501-1853	01-0504-1853
0.188 (4.78)	0.188 (4.78)	01-0401-1848	01-0404-1848	01-0501-1854	01-0504-1854
0.250 (6.35)	0.250 (6.35)	01-0401-1564	01-0404-1564	01-0501-1855	01-0504-1855
0.250 (6.35)	0.375 (9.53)	01-0401-0888	01-0404-0888	01-0501-1856	01-0504-1856
0.250 (6.35)	0.500 (12.70)	01-0401-1849	01-0404-1849	01-0501-1857	01-0504-1857
0.375 (9.53)	0.500 (12.70)	01-0401-0328	01-0404-1328	01-0501-1858	01-0504-1858
0.375 (9.53)	0.625 (15.88)	01-0401-1850	01-0404-1850	01-0501-1859	01-0504-1859
0.500 (12.70)	0.500 (12.70)	01-0401-1851	01-0404-1851	01-0501-1860	01-0504-1860
0.500 (12.70)	0.750 (19.05)	01-0401-1852	01-0404-1852	01-0501-1861	01-0504-1861



Table 5

ROUND CROSS SECTIONS/ HOLLOW SILICONE CORE		
Diameter*	Part Number	
	Monel	Ferrex
0.188 (4.78)	01-0501-6044	01-0504-6044
0.250 (6.35)	01-0501-6045	01-0504-6045
0.375 (9.53)	01-0501-6112	01-0504-6112
0.500 (12.50)	01-0501-6115	01-0504-6115



Table 3

ROUND CROSS SECTIONS/SPONGE CORE				
Diameter*	Part Number			
	Neoprene Sponge		Silicone Sponge	
	Monel	Ferrex	Monel	Ferrex
0.062 (1.57)	01-0401-1890**	01-0404-1890**	01-0501-1890**	01-0504-1890**
0.125 (3.18)	01-0401-0541	01-0404-0541	01-0501-1891	01-0504-1891
0.188 (4.78)	01-0401-0571	01-0404-0571	01-0501-1892	01-0504-1892
0.250 (6.35)	01-0401-0627	01-0404-0627	01-0501-1893	01-0504-1893
0.312 (7.92)	01-0401-0626	01-0404-0626	01-0501-1894	01-0504-1894
0.375 (9.53)	01-0401-1886	01-0404-1886	01-0501-1895	01-0504-1895
0.437 (11.11)	01-0401-0747	01-0404-0747	01-0501-1896	01-0504-1896
0.500 (12.70)	01-0401-0845	01-0404-0845	01-0501-1897	01-0504-1897
0.750 (19.05)	01-0401-0633	01-0404-0633	01-0501-1898	01-0504-1898

\*\*This size has only one mesh layer.

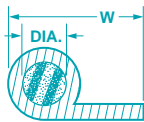


Table 4

SINGLE ROUND WITH FIN/SPONGE CORE					
Diameter*	Width Overall	Part Number			
		Neoprene Sponge		Silicone Sponge	
		Monel	Ferrex	Monel	Ferrex
0.125 (3.18)	0.500 (12.70)	01-0401-1862	01-0404-1862	01-0501-0690	01-0504-0690
0.125 (3.18)	0.625 (15.88)	01-0401-1863	01-0404-1863	01-0501-1877	01-0504-1877
0.125 (3.18)	0.750 (19.05)	01-0401-1864	01-0404-1864	01-0501-1878	01-0504-1878
0.188 (4.78)	0.500 (12.70)	01-0401-0630	01-0404-0630	01-0501-1879	01-0504-1879
0.188 (4.78)	0.625 (15.88)	01-0401-1865	01-0404-1865	01-0501-1880	01-0504-1880
0.188 (4.78)	0.750 (19.05)	01-0401-1866	01-0404-1866	01-0501-1881	01-0504-1881
0.250 (6.35)	0.625 (15.88)	01-0401-0819	01-0404-0819	01-0501-1882	01-0504-1882
0.250 (6.35)	0.750 (19.05)	01-0401-1867	01-0404-1867	01-0501-1883	01-0504-1883
0.250 (6.35)	1.000 (25.40)	01-0401-1868	01-0404-1868	01-0501-1884	01-0504-1884
0.500 (12.50)	1.000 (25.40)	01-0401-1869	01-0404-1869	01-0501-1885	01-0504-1885
0.625 (15.88)	1.375 (34.93)	01-0401-1870	01-0404-1870	01-0501-0734	01-0504-0734

(mm dimensions in parentheses)

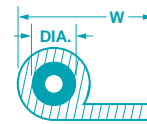


Table 6

SINGLE ROUND WITH FIN/ HOLLOW SILICONE CORE			
Diameter*	Width Overall	Part Number	
		Monel	Ferrex
0.188 (4.78)	0.500 (12.50)	01-0501-6105	01-0504-6105
0.250 (6.35)	0.625 (15.88)	01-0501-6110	01-0504-6110
0.375 (9.53)	0.750 (19.05)	01-0501-6113	01-0504-6113
0.500 (12.50)	1.000 (25.40)	01-0501-6114	01-0504-6114

\* These dimensions apply to the elastomer core. Outside dimensions, including mesh covers, can be up to 0.031 in. (0.79 mm) greater. Wall thickness of standard hollow cores is 0.040 in. (1.02 mm).

For tolerances, see page 1.